



# Fresh Approach Collective Worship Planning Year B - Term 1



<b>Week 1</b>	New Beginnings
<b>Week 2</b>	People of faith - Joshua
<b>Week 3</b>	People of faith - Ruth
<b>Week 4</b>	HARVEST (Please change the week to reflect your local church Harvest celebration)
<b>Week 5</b>	People of faith - Samuel
<b>Week 6</b>	Celebrating people whose faith helped to change the world.
<b>Week 7</b>	Freedom Week



## Additional Information for Teachers

A visual overview of the Old Testament books of Joshua, Ruth and Samuel can be found at:

<https://thebibleproject.com/explore/joshua/>

<https://thebibleproject.com/explore/1-samuel/>

<https://thebibleproject.com/explore/ruth/>

HARVEST Year A Term 1 Fresh Approach

[https://www.canterburydiocese.org/media/childrenandschools/collectiveworship/freshapproach/harvest\\_overview.pdf](https://www.canterburydiocese.org/media/childrenandschools/collectiveworship/freshapproach/harvest_overview.pdf)

<https://www.canterburydiocese.org/media/childrenandschools/collectiveworship/freshapproach/harvest.pdf>

Freedom Week materials are taken from the Clewer Initiative



<https://www.theclewerinitiative.org/> working with

<https://www.modernslaveryeducation.com/>





## Collective Worship Plan – Year B Term 1

Please note: These are just ideas to support your own planning – please change, adapt and tweak for your school and children. You do not have to follow these plans exactly as they have been written. Please ensure you watch any video clips to ensure they are suitable for your context.

People of faith – Joshua, Ruth, Samuel HARVEST Freedom Week					
Liturgical colour	Monday Whole School	Tuesday Whole School	Wednesday Whole School Psalm Praise / Singing Worship	Thursday Worship in the classroom	Friday Whole school Celebration worship
<b>Week 1</b> <b>New Beginnings</b>	<p><b>Happy New Year! New Beginnings.</b>  <b>This week will very much be individual to your own school context, a welcome back for children and staff. A time to share your School vision and associated Christian values.</b>  <b>You may have a school prayer to introduce and learnt.</b></p> <p>Begin a reflective prayer space linked to New Beginnings. Some ideas for prayers can be found here  <a href="https://www.prayerscapes.com/prayers/occasions/prayer_for_new_beginnings.html">https://www.prayerscapes.com/prayers/occasions/prayer_for_new_beginnings.html</a>                      Bible quotes for New Beginnings  <a href="https://www.openbible.info/topics/new_beginnings">https://www.openbible.info/topics/new_beginnings</a></p> <p><i>‘Forget the former things; do not dwell on the past. See, I am doing a new thing! Isaiah 43:18-19</i></p> <p>I wonder what you think this Bible verse might mean? What should we forget and what will we be looking forward to?</p>	<p><b>New Beginnings – why are there rules?</b></p> <p>The following assemblies have ideas about rules and link with the Ten Commandments – please adapt these ideas so that they reflect your own school context.  <a href="https://www.assemblies.org.uk/pri/545/rules-rule">https://www.assemblies.org.uk/pri/545/rules-rule</a>  <a href="https://www.assemblies.org.uk/pri/2452/respect-for-rules">https://www.assemblies.org.uk/pri/2452/respect-for-rules</a></p> <div style="text-align: center;">  </div>	<p><b>New Beginnings – why do we sing together?</b>  <i>“Praise the Lord. How good it is to sing praises to our God, how pleasant and fitting to praise him!” Psalm 147:1</i>  <i>‘Singing in schools dramatically improves self-esteem...helps children to be more calm and focused and increases enjoyment and engagement’ (CUREE 2015)</i>                      Talk about why you come together as a school every day for worship. Explain the importance of singing together. See Fresh Approach to planning and leading Collective Worship for more guidance.  <i>Do you sing a grace together in your school at lunch time? Perhaps you would like to learn a new one to use.</i></p> <p>You might like to learn Brand New Day by Damian Herbert and Ready To Go by Luke Aylen from the Big Start Collective Worship CD.</p> <div style="text-align: center;">  </div> <p>You might like to also begin learning giants of faith By Pete James for next week.</p>	<p><b>New Beginnings – what do we value?</b></p> <p>Do the children know what your school values are? Can they explain the Bible stories that go with them? Discuss what these values might look like in their classroom, school, playground and at home. Give the children opportunity to create something to go in your prayer space to help them remember what you values look like in actions.</p> <p><u>This</u> is a great idea for an interactive prayer activity that you could do with the children as you think about moving forward and new beginnings. Maybe you could leave the bowl of sand in your prayer space for children to continue to reflect with.</p> <p><i>Lamentations 3:22-24 (NLT)</i>  <i>The faithful love of the Lord never ends! His mercies never cease. Great is his faithfulness, his mercies begin afresh each morning.</i></p>	<p><b>Celebration Worship</b></p>


## Collective Worship Plan – Year B Term 1

*Please note: These are just ideas to support your own planning – please change, adapt and tweak for your school and children. You do not have to follow these plans exactly as they have been written. Please ensure you watch any video clips to ensure they are suitable for your context.*

<p><b>Week 2</b> <b>People of faith – Joshua</b></p>	<p><b>Joshua trusts God.</b> Joshua 1:1-9 <i>Depending on when you will be holding your Harvest Service, the next few weeks will concentrate on three people with great faith in God from the Old Testament. These themes will look at the values of trust loyalty and faith.</i> I wonder what trust means to you? I wonder who you trust? Why? Demonstrate what trust might look like in school. Who is Joshua? Moses led the Israelites slavery from Egypt, they wandered around in the desert waiting to enter into the land that God had promised them. This video clips sets the story of Joshua in context. The story for today looks at how Joshua became the leader of the Israelites. Joshua 1:1-9 <a href="https://www.youtube.com/watch?v=wUKWt46vubo">https://www.youtube.com/watch?v=wUKWt46vubo</a></p> <p>Where in the story did Moses, Joshua and the Israelites have to trust God? What did the video say about God’s promise and response to his people? Do you think it was easy for Moses and Joshua to keep trusting in God, even after wandering in the desert for 40 years?</p> <p>It can be hard to trust God, but I wonder if there is anything you want to put your trust in God for?</p> <p><i>Strength! Courage! Don’t be timid; don’t get discouraged. God, your God, is with you every step you take.</i> Joshua 1:9 Reflect on this promise and verse together.</p>	<p><b>Joshua leads the Israelites into the promised land.</b> Joshua chapter 3 and 4</p> <p>I wonder what it feels like to you, to trust? I wonder what it feels like to you, to be trusted? Think, pair share Joshua kept on listening to and trusting God. This video clip tells the story of how, with God’s help, the Israelites crossed the Jordan River <a href="https://www.youtube.com/watch?v=FVDU4Xnboll&amp;list=PL5aPdmniG3y-rlAyTSG3YbGyWoCxTUvVs&amp;index=23&amp;t=0s">https://www.youtube.com/watch?v=FVDU4Xnboll&amp;list=PL5aPdmniG3y-rlAyTSG3YbGyWoCxTUvVs&amp;index=23&amp;t=0s</a></p> <p>I wonder how Joshua felt when he arrived at the River Jordan? I wonder how the people felt when they saw the river? I wonder how they felt when they stood in the dry river? I wonder why Joshua asked the people to take the stones and build an altar?</p> <p><i>Share Joshua 1:9 Have I not commanded you? Be strong and courageous. Do not be afraid; do not be discouraged, for the LORD your God will be with you wherever you go</i> God kept saying to Joshua to be brave and not worry because He would be with him wherever he goes.</p> <p>Did you know ... It says in the Bible 365 times ‘Do not worry’. That’s one for every day of the year! <b>I wonder how this promise makes you feel?</b></p> <p>Sing Giants of Faith by Pete James</p>	<p><b>Who did Joshua trust?</b> Joshua 4: 4-7 I wonder if Joshua ever felt scared or worried as he was leading the people? I wonder if you ever feel scared or worried?</p> <p>Recap and act out the story from yesterday, especially Joshua Chapter 4, where the Israelites took the stones out of the river. Joshua 4: 4-7 <i>So Joshua chose 1 man from each tribe. Then he called the 12 men together. ‘He said to them, “Go out into the river where the Ark of the Covenant of the Lord your God is. Each of you should find 1 large rock. There will be 1 rock for each tribe of Israel. Carry the rock on your shoulder. ‘They will be a sign among you. In the future your children will ask you, ‘What do these rocks mean?’ ‘Tell them the Lord stopped the water from flowing in the Jordan. When the Ark of the Covenant with the Lord crossed the river, the water was stopped. These rocks will help the Israelites remember this forever.”</i></p> <p>I wonder why God told Joshua and the Israelites to collect these stones? <i>(Remember how God took care of them and his promise to take them into the promised land – How the Israelites had finally put their trust in God.)</i> I wonder how having this stone reminder might help the Israelites in future times?</p> <p>I wonder what other people do to remember all that God has done for them?</p> <p>Have a time of reflection while you listen to Trust in You by Lauren Daigle <a href="https://www.youtube.com/watch?v=qv-SXz_exKE">https://www.youtube.com/watch?v=qv-SXz_exKE</a></p> <p>I wonder what you need to trust God with this week?</p> 	<p><b>Joshua and the Battle of Jericho</b> Joshua 6: 1-21 I wonder what happened next to Joshua and the Israelites?</p> <p>Retell and act out the story of Joshua and the Battle of Jericho. This is a great example of how much the Israelites trusted in God as it was a fairly crazy thing for them to do. (Be aware that the story doesn’t end well for those inside the walls of Jericho, so you may want to sensor the end of the story!) You might like to role-play this story outside with speed stack cups as your walls of Jericho, or inside using dominoes!</p> <p>Do you think Joshua and the Israelites were strong and courageous? How? What helped them?</p> <p>Reflect on what learning about the story of Joshua has meant to you this week. Give the children a template of a stone or an actual stone to create a reminder like Joshua did in your classroom. The children could decorate them with the verse Joshua 1:9.</p> <p>I wonder how this story might impact on your life? Who do you trust?</p> <p>Listen and learn the song Be Bold, Be strong! You might like to create some actions to go with this too. <a href="https://www.youtube.com/watch?v=zRvCUz6KFB4">https://www.youtube.com/watch?v=zRvCUz6KFB4</a></p>	<p><b>Celebration Worship</b></p>  <p>Demonstrate this using a piece of paper. I wonder if you agree with this statement? I wonder if people can trust you?</p>
--	---	---	---	--	--


## Collective Worship Plan – Year B Term 1

*Please note: These are just ideas to support your own planning – please change, adapt and tweak for your school and children. You do not have to follow these plans exactly as they have been written. Please ensure you watch any video clips to ensure they are suitable for your context.*

<p><b>Week 3</b> <b>People of faith – Ruth</b></p>	<p><b>Ruth – the loyal friend.</b> <b>Ruth chapter 1</b> What does the word loyal means? Can you think of anyone who is loyal? (Think, pair, share) I wonder, are you a loyal friend?</p> <p>This week we are going to be learning about a lady called Ruth. Her story is told in the book of Ruth. Show where this is in the Bible.</p> <p>Retell or act out the story of Ruth and Naomi when they travel from Moab to Bethlehem, found in <a href="#">Ruth Chapter 1</a>. (Be aware the story speaks of Ruth and Naomi both being widowed)</p> <p><i><sup>16</sup> But Ruth said, “Don’t ask me to leave you! Don’t beg me not to follow you! Every place you go, I will go. Every place you live, I will live. Your people will be my people. Your God will be my God. <sup>17</sup> And where you die, I will die. And there I will be buried. I ask the Lord to punish me terribly if I do not keep this promise: Only death will separate us.” Ruth 1: 16-17</i></p> <p>I wonder why Ruth chose to stay with Naomi rather than going home to her own people? How was Ruth a loyal friend to Naomi? I wonder what this story might teach us about Ruth and her belief in God?</p> <p>I wonder if you are a loyal friend like Ruth? I wonder what you could do to be more loyal to your friends?</p>	<p><b>Supporting those who need it most</b> <b>Ruth chapter 2</b> I wonder what you do to support your friends? Would you go the extra mile for them?</p> <p>I wonder what happens next to Ruth and Naomi? They have arrived back in Bethlehem without any money or anyone to care for them.</p> <p>Retell the story from <a href="#">Ruth Chapter 2</a>. To make sure they had food to eat, Ruth went to work in the field collecting all the grain that was left over after harvest, this was really hard work. Boaz showed compassion to Ruth and asked his workers to leave extra grain for Naomi.</p> <p>I wonder why Boaz did this? Did he have to? Did he do the right thing? I wonder what you would have done in this situation?</p> <p><i><sup>11</sup> Boaz answered her, “I know about all the help you have given to Naomi, your mother-in-law. You helped her even after your husband died. You left your father and mother and your own country. You came to this nation where you did not know anyone. <sup>12</sup> The Lord will reward you for all you have done. You will be paid in full by the Lord, the God of Israel. You have come to him as a little bird finds shelter under the wings of its mother.” Ruth 2 11-13</i></p> <p>Sometimes we don’t know the impact of our kindness or kind words, but Ruth said the kind words Boaz said to her gave her hope. Ruth had been through a really tough time, but through Boaz’s love and compassion she felt she had hope. I wonder who you could help and support today?</p>	<p><b>God rewards Ruth for her loyalty</b> <b>Ruth chapter 3 and 4</b></p> <p>Put up a picture of Ruth and Boaz – what have we learnt about them both so far? Describe their character. Think, pair, share.</p>  <p>I wonder what happens next - can anyone guess?</p> <p>Ruth chapter 3 and 4 tells the story of what happens next. (It is quite complicated in places, so you will want to paraphrase it.)</p> <p>This <a href="#">video clip</a> tells the story of Ruth from the beginning to the end. It might help the children see the story as a whole. How did Boaz marrying Ruth make a difference to her and Naomi’s life? How was Ruth rewarded for her loyalty to Naomi? Did Ruth do the right thing and stay with Naomi? I wonder what you would have done?</p> <p>Learn Faith as small as a mustard seed <a href="https://www.youtube.com/watch?v=xECxevPcRBs">https://www.youtube.com/watch?v=xECxevPcRBs</a></p>	<p><b>Ruth – a woman of faith</b></p> <p><a href="https://www.youtube.com/watch?v=pyr3Ayl7zVY">https://www.youtube.com/watch?v=pyr3Ayl7zVY</a></p> <p>Last week we looked at the book of Joshua – the story is really ‘big’ and dramatic with lots of people, the Jordan River parting and the walls of Jericho falling. In comparison the book of Ruth seems very ‘small’, about a widow and her daughter-in-law.</p> <p>I wonder why Ruth’s story is important? Think, pair, share I wonder what I might learn from the story of Ruth?</p> <p>Are we a loyal friend? Would we go the extra mile for someone we care for? How could I support those who need my help? Do I show compassion and kindness to others through my words and actions?</p> <p>Ruth’s story could be linked to Harvest - sharing what we have with others. <a href="https://www.barnabasinschools.org.uk/idea/ruth-harvest-surprise">https://www.barnabasinschools.org.uk/idea/ruth-harvest-surprise</a></p>	<p><b>Celebration Worship</b></p>
--	--	--	--	---	-----------------------------------

## Collective Worship Plan – Year B Term 1

Please note: These are just ideas to support your own planning – please change, adapt and tweak for your school and children. You do not have to follow these plans exactly as they have been written. Please ensure you watch any video clips to ensure they are suitable for your context.

<p style="writing-mode: vertical-rl; transform: rotate(180deg);">Week 4 HARVEST</p>	<p><b>Why do we celebrate Harvest?</b> Ask the Lord of the harvest, therefore, to send out workers into his harvest field. Matthew 9:38</p> <p><b>This week will be individual to your school context. It should reflect the charity you choose to support and build towards your own Harvest Service. Check if your local church is celebrating Harvest on a different week and adjust accordingly.</b></p> <p><b>Please see Year A Term 1 of the Fresh Approach Worship Materials for the Harvest Overview which has a wealth of additional information and ideas for this week in school.</b> <a href="https://www.canterburydiocese.org/media/childrenandschools/collectiveworship/freshapproach/harvestoverview.pdf">https://www.canterburydiocese.org/media/childrenandschools/collectiveworship/freshapproach/harvestoverview.pdf</a></p> <p>You might like to also look at the following ideas <a href="https://www.salvationarmy.org.uk/schools/assembly#harvest">https://www.salvationarmy.org.uk/schools/assembly#harvest</a> <a href="https://www.eauk.org/church/resources/harvest.cfm">https://www.eauk.org/church/resources/harvest.cfm</a></p>	<p><b>How can we share our harvest?</b> When you gather your crops and fail to bring in some of the grain that you have cut, do not go back for it; it is to be left for the foreigners, orphans, and widows, so that the LORD your God will bless you in everything you do. Deuteronomy 24:19</p> <p>Recall the story of Ruth from last week. Boaz was following this command from scripture to leave some grain in the fields for foreigners, orphans and widows. Because Boaz did this, Ruth and Naomi were able to eat. <a href="https://www.barnabasinschools.org.uk/idea/ruth-harvest-surprise">https://www.barnabasinschools.org.uk/idea/ruth-harvest-surprise</a></p> <p><b>I wonder how this idea, of leaving some food for others, could work now?</b> Perhaps next time you are in the supermarket you could look for a box or a trolley that people can pop food donations into after they shop. It is often behind the tills or on the way out...I wonder if you've seen this? Find out about your local foodbank and where you can donate all year round near you.</p> 	<p><b>How can we say thank you for our harvest?</b> I wonder what Christians do to show their gratitude for the harvest each year?</p> <p>Listen and Look at the words of the traditional hymn 'For the Beauty of the Earth' This is a beautiful hymn of thanks. It was written by Folliot Sandford Pierpoint, an English school master, in 1864. I wonder why he wrote these words, how must he have been feeling about God and the world he created? I wonder how this song and the words makes you feel? Which words stand out to you the most?</p> <p><b>Psalm 104</b> is a hymn of praise about God's creation, written by King David. These verses are part of a longer passage where David expresses his gratitude for all the things God does through his creation. (You may want to draw out other verses to explore with the children) I wonder how this verse may encourage our farmers and all those who grow our food for us? <i>'He makes grass grow for the cattle, and plants for people to cultivate— bringing forth food from the earth'</i> Psalm 104: 14</p> <p>Reflect on the amazing work all the farmers do to ensure we have food to eat. Spend some time saying thank you for them and to God for creating the plants and conditions for them to grow in.</p>	<p><b>God's gift of creation – do we use it wisely?</b> <a href="https://www.barnabasinschools.org.uk/idea/reflective-story-presentation-harvest">https://www.barnabasinschools.org.uk/idea/reflective-story-presentation-harvest</a></p> <p>This is a lovely reflective story presentation looking at the parable found in <a href="#">Isaiah 5:1-2</a>. The link above contains thoughtful and reflective questions within the story for the children to discuss. The parable talks about a man who planted a vineyard on a fertile hill, who worked hard to prepare the soil and land so the vines would produce good grapes. Unfortunately they grew sour wild grapes that tasted horrible. <i>(The prophet uses this story about the planting of a vineyard as a way of speaking about God's gift of creation to his people and God's hope that their lives would produce good fruit. God wants them to wake up and be people whose lives produce the fruit of thankfulness and goodness in response to his great love for them. Sadly, his people's lives had instead proved a bad harvest of rotten grapes.)</i></p> <p>Invite the children to write prayers of thanks for the harvest and for creation that they could share as part of the Harvest service, or to place in a reflective prayer space to be enjoyed by all.</p>	<p><b>Harvest Celebration Worship</b></p>
---	--	---	--	---	---



## Collective Worship Plan – Year B Term 1

*Please note: These are just ideas to support your own planning – please change, adapt and tweak for your school and children. You do not have to follow these plans exactly as they have been written. Please ensure you watch any video clips to ensure they are suitable for your context.*

<p><b>Week 5</b> <b>People of faith – Samuel</b></p>	<p><b>Keep on praying – have faith in God</b> Hannah’s story 1 Samuel 1</p> <p>I wonder how Joshua and Ruth were people of faith? This week we are going to be learning about Hannah and Samuel – I wonder how they were people of faith? Share where the story of Samuel can be found in the Bible. Today we are going to meet a lady called Hannah. She had a great faith in God and spent a long time praying that God would give her a baby.</p> <p>Share Hannah’s story from an appropriate Bible or watch: <a href="https://www.youtube.com/watch?v=hVBZO4YEtbg">https://www.youtube.com/watch?v=hVBZO4YEtbg</a></p> <p>Think, pair, share... I wonder how Hannah felt when she was praying in the temple for a baby? I wonder how Hannah felt when God answered her prayers? I wonder if you feel your prayers are answered? Sometimes we have to wait for God’s timing as he tells his people his plans are timings are best. This can be hard especially if you have to wait for a long time.</p> <p>I wonder how Hannah was a lady of faith? How did her faith help her get through difficult times?</p> <p>Pray together: Ask God to help you have enough faith to trust God to answer your prayers like Hannah.</p>	<p><b>Listening to God</b> <b>Samuel’s story 1 Samuel 3</b></p> <p><i>‘The LORD came and stood there, calling as at the other times, "Samuel! Samuel!" Then Samuel said, "Speak, for your servant is listening."</i> 1 Samuel 3:10</p> <p>Think, pair, share... Is it important to listen? Why/why not?</p> <p>Using props, demonstrate how difficult it can be to listen carefully, especially when there are lots of other voices or things in the way. Think, pair, share...Is it difficult to really listen properly? What sorts of things might get in the way?</p> <p>Act out the story of 1 Samuel 3 from an appropriate Bible or watch: <a href="https://www.youtube.com/watch?v=P13uIsFW7OA">https://www.youtube.com/watch?v=P13uIsFW7OA</a></p> <p>I wonder how Samuel must have felt to hear from God at such a young age?</p> <p>Samuel had to listen carefully to God as he has a special message he wanted him to share with Eli. As Samuel grew up, God continued to speak through him and all of Israel listened to him.</p> <p>I wonder if you find it easy to listen to important messages given to you? I wonder how you can be more like Samuel and listen really carefully?</p>	<p><b>Listening to God</b> Listen to Be still for the presence of the Lord <a href="https://www.youtube.com/watch?v=ZugvUQ4m9OU">https://www.youtube.com/watch?v=ZugvUQ4m9OU</a></p> <p>Have the word LISTEN one letter per page. Ask the children to move the letters around to form a new word, SILENT. <b>I wonder how we can listen if we are not silent?</b> Hannah prayed silently to God. She prayed in her heart. Samuel heard the voice of God when he was silently asleep.</p> <p><i>God speaks in the silence of the heart. Listening is the beginning of prayer. Mother Theresa</i> I wonder whether you agree with this statement?</p> <p>Have a time of stillness, silent reflection and prayer. Allow the children time to think about things that might want God to help them with, like Hannah did. With younger children it can help to have some images to focus on such as a candle flame or water.</p> <p>You might like to listen to Be still my heart and know by Hillsong <a href="https://www.youtube.com/watch?v=4zcHHpOGTuc">https://www.youtube.com/watch?v=4zcHHpOGTuc</a></p>	<p><b>Being a giant of faith</b></p> <p>I wonder what it means to be a giant of faith? What does it mean to have faith? The song ‘Giant of Faith’ talks about people in the Old Testament being giants of faith – I wonder what you think this means?</p> <div data-bbox="1592 464 1762 632" data-label="Image"> </div> <p>I wonder how Joshua, Ruth, Hannah and Samuel were giants of faith? Did they need a strong faith to deal with the challenges they faced? How did God help them?</p> <p>I wonder how you might be a giant of faith? I wonder how God could help you to be strong when you face challenges?</p> <p>I wonder what you have learnt from the stories of Joshua, Ruth, Hannah and Samuel? Reflect on this as a class and share your thoughts.</p> <p>Thank God for the stories of Joshua, Ruth, Hannah and Samuel and ask God to help us to face challenges when they come our way.</p>	<p><b>Celebration Worship</b></p>
--	---	--	---	---	-----------------------------------


## Collective Worship Plan – Year B Term 1

Please note: These are just ideas to support your own planning – please change, adapt and tweak for your school and children. You do not have to follow these plans exactly as they have been written. Please ensure you watch any video clips to ensure they are suitable for your context.

<p style="writing-mode: vertical-rl; transform: rotate(180deg);">Week 6 Men and women whose faith helped to change the world</p>	<p><b>Making a difference in the world</b>  <i>This week in worship we are going to be focusing on people whose faith in God have helped to change the world today. The stories for this week can all be found in this book, which schools were sent a copy of about 2 years ago.</i></p>  <p>You can buy this book <a href="#">here</a>.</p>	<p><b>Being a peacemaker</b>  <b>Martin Luther King Jr</b>                  (page 71-76)</p> <p>This assembly outline can support the teaching and understanding of this story.  <a href="https://www.assemblies.org.uk/pri/3009/the-life-of-martin-luther-king">https://www.assemblies.org.uk/pri/3009/the-life-of-martin-luther-king</a></p> <p>How did Martin Luther King help to change the world?                  How do you think his faith helped him?</p> <p>I wonder if Martin Luther King followed the example Jesus set in this Bible verse?</p> <p><i>'If someone does wrong to you, do not pay him back by doing wrong to him. Try to do what everyone thinks is right. 18 Do your best to live in peace with everyone.'</i>                  Romans 12: 17-18</p> <p>I what you might learn from the example of Martin Luther King Jr?                  Do you try to live in peace with everyone? How could you try?</p>	<p><b>Fighting for freedom</b>  <b>Harriet Tubman</b>                  (page 21-28)</p>  <p>You might like to learn to sing Stand up for what you believe in By Doug Horley</p> <p>Harriet used his faith in God and her knowledge of Bible stories to encourage her and inspire her to stand up for freedom of all the slaves.</p> <p><i>'Learn to do right; seek justice. Defend the oppressed. Take up the cause of the fatherless; plead the case of the widow.'</i>                  Isaiah 1:17</p> <p>What can you learn from these Bible verses? Do they inspire you into action like Harriet? How, I wonder?</p> <p>Harriet was compared to Moses, why do you think this was? How do you think was she like Moses?</p> <p>I expect Harriet was very scared of being caught when she was working on the underground railroad, but like Moses she knew that God was walking with her to guide, support and protect her. God promises the same for us – we just need to ask him for his help!</p>	<p><b>Seeing a need – and doing something about it!</b>  <b>Cecil Jackson – Cole</b>                  (page 85-91)</p> <p>You may not have heard of Cecil Jackson – Cole, but he was the man who started Oxfam charity shops – I wonder what you can learn from his story?</p> <p>I wonder what stories or examples Jesus shared might have inspired Cecil?                  What might this Bible verse have taught him?</p> <p><i>'If anyone has material possessions and sees a brother or sister in need but has no pity on them, how can the love of God be in that person? Dear children, let us not love with words or speech but with actions and in truth.'</i> 1 John 3:17</p> <p>I wonder what this Bible verse might teach or inspire you?                  I wonder where you could help or support others like Cecil did?</p>	<p><b>Celebration Worship</b></p>
	<p><b>Being generous</b>  <b>George Cadbury</b>                  (Page 13- 20)</p> <p>I wonder how George Cadbury used his faith to change the world? Was it all about the chocolate or did he follow the example of Jesus and take care of those who needed the most help?</p> <p>I wonder what difference George made to those who worked for him?  <a href="https://yourstory.com/2016/09/story-of-george-cadbury">https://yourstory.com/2016/09/story-of-george-cadbury</a></p> <p><i>Romans 12:11-13 (NLT)</i>  <i>Never be lazy, but work hard and serve the Lord enthusiastically. Rejoice in our confident hope. Be patient in trouble, and keep on praying. When God's people are in need, be ready to help them. Always be eager to practice hospitality.</i></p> <p>Do you think George Cadbury took his example from Jesus? How might this Bible verse have encouraged him?</p>				

## Collective Worship Plan – Year B Term 1



*Please note: These are just ideas to support your own planning – please change, adapt and tweak for your school and children. You do not have to follow these plans exactly as they have been written. Please ensure you watch any video clips to ensure they are suitable for your context.*

<b>Week 7 Freedom Week</b>	<p><b>Freedom Week</b>  <a href="https://www.modernslaveryeducation.com/primary-collective-worship">https://www.modernslaveryeducation.com/primary-collective-worship</a></p> <p>On this page you will find the primary collective worship resources to help educate your pupils on modern slavery. What’s the opposite of slavery? Freedom! In these collective worships your pupils will explore freedom through ideas such as greed, hope, protection and activism in order to work together and create a slave-free world.</p> <p>These sessions are designed to run for a week, this can be in Freedom Week (the week around anti-slavery day on 18th October)</p> <p>This website has power point presentations and accompanying notes for five days of collective worship in primary schools. Each power point has a starter, the main teaching point and the ‘Freedom Prayer’.</p> <p>Please check the materials are appropriate for your school context and adapt/amend them where necessary. The materials you may feel might be more appropriate for junior children, so consideration needs to be given to any younger children in your school.</p>	<p>Day 1 Greed and slavery in history William Wilberforce</p> <p>Day 2 Freedom</p> <p>Day 3 Hope Daniel in the lion’s den</p> <p>Day 4 Protecting yourself and stranger danger</p> <p>Day 5 A slave free world</p>	 <p>You might like to learn Together we can change the world By Becky Frith and Trevor Ranger</p> <p>I wonder what you can do to bring change to our world?</p> <p><i>‘The Lord is a refuge for the oppressed, a stronghold in times of trouble.’ Psalm 9:9</i></p> <p><i>My whole being will exclaim, “Who is like you, Lord? You rescue the poor from those too strong for them, the poor and needy from those who rob them.” Psalm 35:10</i></p> <p>I wonder how these verses might encourage anyone who is not free to live as they want to?</p>	<b>Celebration Worship</b>
--------------------------------	---	--	---	--------------------------------



## Collective Worship Plan – Year B Term 1

Please note: These are just ideas to support your own planning – please change, adapt and tweak for your school and children. You do not have to follow these plans exactly as they have been written. Please ensure you watch any video clips to ensure they are suitable for your context.

<p style="writing-mode: vertical-rl; transform: rotate(180deg);"><b>Alternative suggestions: Celebrating Black History Month</b></p>	<p>You might like to ask different classes to plan and lead collective worship this week sharing who they are learning about during Black History Month. The following are suggestions you might like to adapt and use.</p> <p>You will still need to include the four parts of worship – gather, engage, respond and send.</p> <p>You could learn a greeting and farewell in an African dialect. You might like to listen to traditional Black Christian gospel music this week as you enter and leave your worship space.</p>	<p><b>Martin Luther King</b>  <a href="https://www.christianaid.org.uk/resources/martin-luther-king-primary-assembly">https://www.christianaid.org.uk/resources/martin-luther-king-primary-assembly</a>  <a href="https://www.assemblies.org.uk/pri/2710/the-dream-to-bring-peace-to-the-world">https://www.assemblies.org.uk/pri/2710/the-dream-to-bring-peace-to-the-world</a>  <a href="https://www.assemblies.org.uk/pri/3009/the-life-of-martin-luther-king">https://www.assemblies.org.uk/pri/3009/the-life-of-martin-luther-king</a></p> 	<p><b>Rosa Parks</b>  <a href="https://www.christianity.com/church-history/church-history-for-kids/rosa-parks-and-the-bus-ride-that-changed-america-11635083.html">https://www.christianity.com/church-history/church-history-for-kids/rosa-parks-and-the-bus-ride-that-changed-america-11635083.html</a>  <a href="https://www.assemblies.org.uk/sec/1181/racism-the-rosa-parks-story">https://www.assemblies.org.uk/sec/1181/racism-the-rosa-parks-story</a>  <a href="https://www.barnabasinschools.org.uk/idea/breaking-rules">https://www.barnabasinschools.org.uk/idea/breaking-rules</a></p>  <p>You might like to learn to sing Stand up for what you believe in By Doug Horley</p> <p>Or this action song which is written in Swahili and English  Mungu na sisi milele God is with us forever  <a href="https://www.youtube.com/watch?v=LovLvqwtxkY">https://www.youtube.com/watch?v=LovLvqwtxkY</a></p>	<p><b>Nelson Mandela</b>  <a href="https://www.assemblies.org.uk/pri/1995/mandela">https://www.assemblies.org.uk/pri/1995/mandela</a>  <a href="https://www.christianaid.org.uk/resources/nelson-mandela-assembly-english">https://www.christianaid.org.uk/resources/nelson-mandela-assembly-english</a></p> <p>The song Amazing Grace has long been associated with gospel music. It was written by John Newton who previously was a slave trader. His ship was struck by a storm and he turned to God.</p>	
--	---	---	---	--	--

## Collective Worship Plan – Year B Term 1

*Please note: These are just ideas to support your own planning – please change, adapt and tweak for your school and children. You do not have to follow these plans exactly as they have been written. Please ensure you watch any video clips to ensure they are suitable for your context.*

