

Christingle in the Classroom – KS2

This overview plan accompanies the Christingle in the classroom KS2 powerpoint

Teachers notes:

Christingle is a joyful celebration that brings families and communities together to share the light of Jesus and spread a message of hope.

The celebrations are named after the Christingles that are lit during the ceremony. Christingles are oranges wrapped in red tape, decorated with sweets, with a candle on the top.

During the service, each person takes a Christingle and the candles are all lit to create a warm, magical glow symbolising the light of Christ and bringing hope to people living in darkness. The candle are lit at the end of a service to spread a magical glow around everyone.



Each element of a Christingle has a special meaning and helps to tell the Christian story:

- The orange represents the world.
- The red ribbon (or tape) symbolises the love and blood of Christ.
- The sweets and dried fruit represents all of God's creations.
- The lit candle represents Jesus's light in the world, bringing hope to people living in darkness.

History: Christingle celebrations have been taking place for over 50 years. The first Christingle service took place at Lincoln Cathedral in 1968, but Christingles themselves go back much further to the Moravian church in Germany. At the children's service in Marienborn in 1747, Bishop Johannes de Watteville looked for a simple way to explain the happiness that had come to people through Jesus, and created a symbol - the Christingle - to do this.

Practical considerations: Think carefully about how you will celebrate this service in your classroom, especially the lightening of multiple candles! Will you have 1 central Christingle, will the children make a Christingle each, or could every child have a tea light that they light from the central candle?



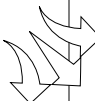
Making a Christingle can be quite time consuming, so please factor this in to your timetable.

Please feel free to use the images of the Christingle and the different components to support this service or to use in place of a real Christingle.

With thanks to these websites and their materials for guidance with this service:

<https://www.messychurch.org.uk/sites/default/files/uploads/pdf/MC%20Christingle%202020.pdf>

<https://www.childrensociety.org.uk/how-you-can-help/fundraise-and-events/christingle/what-is-christingle>

<p>Gather</p>	<p>Engage</p> 	<p>Respond</p> 	<p>Send</p> 
<p>Welcome to Worship Light a central candle</p> <p>Christ the light of the world is here Lord Jesus shine on us Amen</p>	<p>Slide 3 - Introduce the Christingle image. Our act of worship is going to help us think more deeply about what the Christingle means and represents.</p> <p>Slide 4 - The Christingle tells a wonderful story - the greatest story ever told. It started when God made the world and everything in it, out of nothing. God made it all out of love.</p> <p>Slide 5 – Someone should say: “Again Jesus spoke to them, saying, “I am the light of the world. Whoever follows me will not walk in darkness, but will have the light of life.” John 8:12</p> <p>Slide 6 - Hold the orange in your hand. Imagine that, like God, you are holding the world in your hands, and loving it so much.</p> <p>Slide 7 - Someone should say: God poured every good gift into the world - the changing seasons, the plants and trees, the animal world, and human beings, with their variety and beauty, and imagination, and potential.</p> <p>Slide 8 - Now we do and think: Push the dried fruit and sweets onto the cocktail sticks, and then push the sticks into the orange.</p>	<p>Slide 19: Someone should say: But even though Jesus died, the candle flame still burns brightly, because Jesus came alive again, showing that the love of God was deeper than all the hatred of the world, and the peace of God was stronger than the violence of the world, and the light of God was brighter than all the darkness of the world.</p> <p>Slide 20: Someone should say: That’s the story that the Christingle tells. The story of the light and love of God.</p> <p>Jesus came to bring the light and love of God to every dark corner of the world.</p> <p>Slide 21: Now we think: Where do you see the light and love of God in your school and community?</p> <p>Where in the world, and in what situations, needs the light and love of God?</p> <p>Slide 22: Let us be still and quiet so we can think: Think about these situations. Pray that light will come into these dark places.</p> <p>Slide 23: Someone should say: Jesus said, ‘You are the light of the world’. But how does that light get from Jesus to people, and into the world?</p> <p>Slide 24: Someone should say: Christingles are best lit from one another: when our own flame has been lit with the light of God’s love.</p>	<p>Go in peace, joy and love, sharing God’s light and love with each other.</p> <p>Amen</p> <p>Blow out the candle.</p>

	<p>As you do so, think about all the good things God has given his people.</p> <p>Slide 9 - Now we do and think: What would you like to thank God for today? What good things are you thankful for in your life?</p> <p>Slide 10 - Someone should say: But even though God had blessed the world so richly, it was not the bright and light place that God intended it to be. Human beings have never really taken proper care of the world, or of each other, and we have often made the world a dark place.</p> <p>Slide 11 - Now we think: What makes the world a dark place? What stops it being the place God wants it to be? Think of some of those things that bring darkness into the world: war, famine, bullying, pollution...?</p> <p>Slide 12 - Someone should say: So God sent his Son into the world to be the light of the world - not a light to shine on the world from heaven, but a light to shine from the earth itself. Jesus was born in Bethlehem, God's Son becoming a human being like us, to bring God's light to a world in darkness.</p> <p>Slide 13 - No we do and think: Push your candle into the orange. When would you switch on a light, or light a candle? Why do we need light?</p> <p>Slide 14- Switch off the lights in the room where you are. Light your candles.</p>	<p>Christians believe their job is to pass it on - that is how the light and love of God will spread through the world.</p> <p>Slide 25: As we leave: How will you share the light and love of God today, tomorrow and in the next few weeks?</p> <p>Slide 26: Go in peace, joy and love, sharing God's light and love with each other. Amen</p> <p>Blow out your candles.</p> <p>You might like to sing: https://youtu.be/lTEadEftdnM City on a hill by Nick and Becky Drake</p> <p>Or/ This little light of mine https://youtu.be/ZdsPbE9awKY</p> <p>Walk in the light https://www.youtube.com/watch?v=SDcbYk-9C</p> <p>The Christingle begins with an orange (a backing track with a familiar tune) https://www.youtube.com/watch?v=AnJ2XKPD5FE</p> <p>A Christingle Song/My Christingle Prayer (some ideas to think about in the words here) https://www.youtube.com/watch?v=cD0bvk2d2Ls</p>	
--	--	---	--

	<p>Watch how the light of a single candle flame takes the darkness out of a whole room. How do the light in the darkness make you feel?</p> <p>Slide 15 - Someone should say: But the world didn't like the light. Jesus' light showed up all the wrong things and injustices that had been hidden in the dark. He lived a life that showed how we should treat people everyone, even those we find difficult. Jesus talked about how the leaders hadn't been caring properly for everyone, and how people had forgotten what really matters.</p> <p>Slide 16 - Someone should say: But God still loved the world. God's love has always encircled the whole world and that love was shown most deeply when Jesus died on the cross, so the ribbon is red, for Jesus' blood.</p> <p>Slide 17 - Now we do and think: Add the red ribbon to your orange. How do we see God's love for the world and for us?</p> <p>Slide 18 - Now we think: How do we know that people love us? How do we know we love other people? Where can you see God's love be breaking into the world.</p>		
--	---	--	--

What you will need to create Christingles:

- An orange, with a cross cut in the top and a flat base
- A red ribbon (or red tape)
- Small piece of foil

- Four cocktail sticks
- An assortment of small sweets or dried fruit
- A 1x10cm candle – available from <https://shop.childrenssociety.org.uk/christingle-candles.html>

If you order resources for free from the Children's Society, bear in mind that they rely on donations from Christingle services for their work
<https://shop.childrenssociety.org.uk/christingle-collection-candles.html>

