

Christingle in the Classroom – KS1

This overview plan accompanies the Christingle in the classroom KS1 powerpoint

Teachers notes:

Christingle is a joyful celebration that brings families and communities together to share the light of Jesus and spread a message of hope.

The celebrations are named after the Christingles that are lit during the ceremony. Christingles are oranges wrapped in red tape, decorated with sweets, with a candle on the top.

During the service, each person takes a Christingle and the candles are all lit to create a warm, magical glow symbolising the light of Christ and bringing hope to people living in darkness. The candle are lit at the end of a service to spread a magical glow around everyone.



Each element of a Christingle has a special meaning and helps to tell the Christian story:

- The orange represents the world.
- The red ribbon (or tape) symbolises the love and blood of Christ.
- The sweets and dried fruit represents all of God's creations.
- The lit candle represents Jesus's light in the world, bringing hope to people living in darkness.

History: Christingle celebrations have been taking place for over 50 years. The first Christingle service took place at Lincoln Cathedral in 1968, but Christingles themselves go back much further to the Moravian church in Germany. At the children's service in Marienborn in 1747, Bishop Johannes de Watteville looked for a simple way to explain the happiness that had come to people through Jesus, and created a symbol - the Christingle - to do this.

Practical considerations: Think carefully about how you will celebrate this service in your classroom, especially the lightening of multiple candles! Will you have 1 central Christingle, will the children make a Christingle each, or could every child have a tea light that they light from the central candle?





Making a Christingle can be quite time consuming, so please factor this in to your timetable.

Please feel free to use the images of the Christingle and the different components to support this service or to use in place of a real Christingle.

With thanks to these websites and their materials for guidance with this service:

<https://www.messychurch.org.uk/sites/default/files/uploads/pdf/MC%20Christingle%202020.pdf>

<https://www.childrensociety.org.uk/how-you-can-help/fundraise-and-events/christingle/what-is-christingle>

Gather 	Engage 	Respond 	Send 
<p>Welcome to Worship Light a central candle</p> <p>Christ the light of the world is here Lord Jesus shine on us Amen</p>	<p>Slide 3 - Introduce the Christingle image. We have got something special to think about today.</p> <p>Slide 4 - Explain that Christians around the world hold Christingle services to remember the light Jesus brings into the darkness and how they can share this light with others.</p> <p>Slide 5 - I wonder what each part of a Christingle represents?</p> <p>Slide 6 - The orange</p> <p>Slide 7 - The red ribbon</p> <p>Slide 8 - The sweets</p> <p>Slide 9 - I wonder why there is a candle at the centre of our Christingle?</p> <p>Slide 10 - Let's think about light</p> <p>Slide 11 - Can you answer these light riddles?</p> <p>Slide 12 - Jesus said "I am the light of the world"</p> <p>Slide 13 - Bible verse - Matthew 5: 14-16</p> <p><i>Jesus said, "You are the light of the world. A town built on a hill can't be hidden. Also, people do not light a lamp and put it under a bowl. Instead, they put it on its stand. Then it gives light to everyone in the house. In the same way, let your light shine so others can see it. Then they will see the good things you do."</i> <i>Matthew 5:14-16 (NIRV)</i></p> <p>Slide 14- I wonder what you think this Bible passage might mean? How could we be lights? How can we let our light shine?</p> <p>Slide 15 - The Candle</p> <p>Slide 16 - The candles and the light they bring remind us of what Jesus said about the light of a lamp in the Bible story. It's no good keeping the candles, matches or the lighter hidden away and difficult to find. Light needs to be easily available and quickly seen! Jesus used this idea to encourage <i>us</i> to be lights, which are easily found and seen by everyone... lighting up the whole room, the whole</p>	<p>Slide 19 - Turn the lights in the classroom off and just spend some time looking at the flames flickering. Reflect on the light and warmth that comes from these lights.</p> <p>Invite the children to think about how they could share the light with others.</p> <p>Slide 20 - Invite the children to join in with the prayer together. Amen.</p> <p>God of light, we thank you for the warmth and hope brought by the light of your love. Please help us carry your light, and share it practically with everyone we meet. Amen.</p> <p>Blow out the Christingle candles.</p> <p>You might like to sing: https://youtu.be/lTEadEftdnM City on a hill by Nick and Becky Drake</p> <p>Or/ This little light of mine https://youtu.be/ZdsPbE9awKY</p>	<p>Go in peace, joy and love, sharing God's light and love with each other.</p> <p>Amen</p> <p>Blow out the candle.</p>

	<p>house, the whole of the city or town where we live and the whole world.</p> <p>Jesus is the light of the world, but it's a light that he wants to give away to us so that we become lights for other people, who might be living in difficult, dark times. A candle can't light itself; it has to receive light.</p> <p>Teacher to light their Christingle, and encourage everyone to look at the flame beginning to burn brighter and brighter.</p> <p>Slide 17 - The problem is that this light will eventually burn down if we do nothing more than light this one candle. The light of the candle needs to be passed on. Jesus wants his light to be passed on in the same way.</p> <p>Light the Christingles of four or five children near you - or light a few candles around the classroom.</p> <p>Slide 18 - Notice that when I share my candlelight with this group at the front, my light does not lose any of its brightness; instead, the brightness grows between all the candles that are now lit. When Christians pass on God's light, they don't lose it. This is what is so special about the light of Jesus.</p> <p>But there's still a problem. Even these flames will eventually die out if we do nothing more than just light these four or five Christingles. We need to go on sharing the light again and again and again. The more we give away the light, the more light there is.</p> <p>Invite the rest of the children to come and light their candles.</p> <p>Look around now and see how much light has come from the light of Jesus. And notice how everybody's flame is exactly the same, whether you are older or younger, taller or shorter, nearer to the front or far at the back. We can all be God's light wherever we are.</p> <p>In our Bible story, Jesus said this light should be held up high to bring light to as many as possible.</p>		
--	--	--	--

